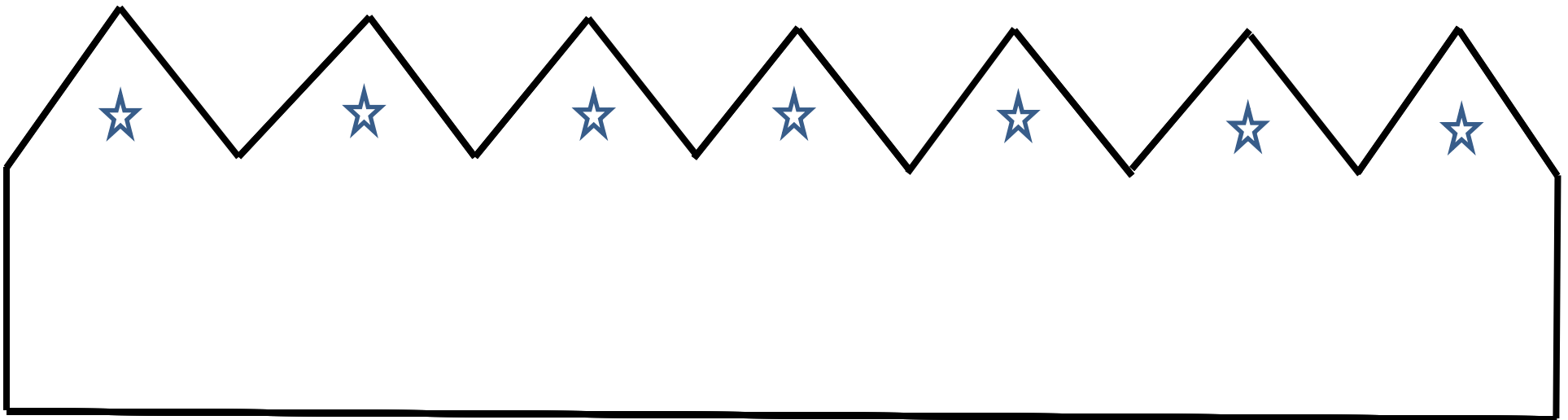
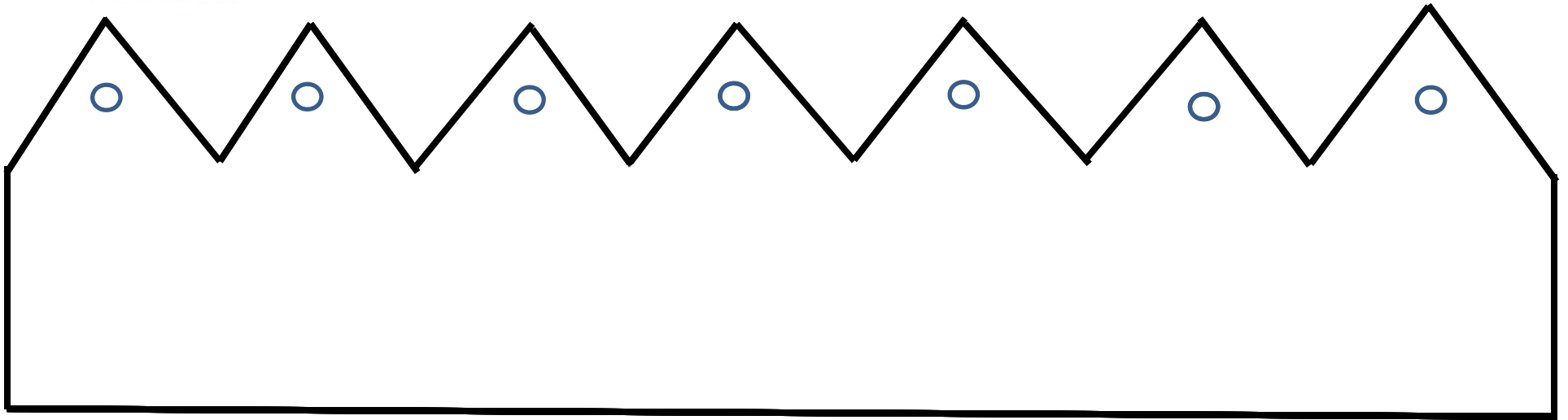


# EASTER CRAFTS

**EASTER CROWN CRAFT** (Print and have children color, write "Hosanna to the King of Kings" and cut out, tape together and wear.)



## EASTER MOBILE

This is a simple mobile made up of crosses and John 15:13 in the center.

### You Need:

- Printer
- Piece of stock paper (heavier paper works better)
- Crayons, paint, markers or pencil crayons
- Scissors
- Glue
- String or yarn
- Small piece of cardboard (old cereal boxes are great to use) or small paper plate and two straws or sticks **OR** a paper towel roll.



### Instructions:



1. Print out the templates below. You can print out as many as you want for your mobile (4 crosses and the center piece (John 15:13) is what most use).
2. Color and cut out the crosses and center piece.
3. You can color with sparkle glue if desired or use paint, crayons, markers or pastels.
4. Fold the crosses in half and glue the back and front together. Let dry.
5. Poke a small hole in the top of each cross and tie your yarn or string to the mobile you've chosen below.



### Criss Cross Straws Mobile Instructions:

1. You can let the kids decorate the circle/paper plate with paint, markers or stickers.
2. Poke a hole through the center of the paper plate or circle of cardboard.
3. Arrange the straws in an "X" shape and tie with yarn.
4. Tie a long piece of yarn to the center of the "X". Slide the circle of cardboard or plate onto the yarn through the hole you made.
5. Tape the straws to the plate to keep the "X" shape and to keep them balanced.
6. String each mobile piece onto each one of the straws. String the center piece (John 15:13 in the middle).

### Paper Towel Roll Mobile Instructions:

1. Decorate your paper towel roll as desired with paint, markers, or stickers to match your theme.
2. String each mobile piece from the paper towel roll.
3. Put a piece of string or yarn right through the paper towel roll hole to use to hand or use on the wall or ceiling.





**GREATER LOVE HAS  
NO ONE THAN THIS,  
THAT HE LAY DOWN  
HIS LIFE FOR HIS  
FRIENDS**

John 15:13

**GREATER LOVE HAS  
NO ONE THAN THIS,  
THAT HE LAY DOWN  
HIS LIFE FOR HIS  
FRIENDS**

John 15:13

## EASTER SURPRISE PACKAGES FOR SUNDAY SCHOOL CHILDREN

When you're talking about the surprise Jesus' disciples, friends and family must have felt about the empty tomb have the children make surprise packages. These can also be used as a tool to reach other children.

Have the children hand out these packages (gifts) and in the inside put candy and a message explaining that Jesus gave us the greatest gift of all, eternal life, by dying on the cross for our sins.



### You Need:

- Toilet paper rolls or paper towel rolls depending on how big of package you want
- Wrapping/tissue paper
- Tape
- Chenille wires
- Index cards
- Markers
- Stickers
- Small candies, gum or toys

### Instructions:

1. Have each child print a Bible verse that is Easter related on an index card and then decorate the card.
2. Fold or roll the card to fit in the tube. They can also print and color the page below and put one in tube.
3. Fill with candy, gum or toys and wrap with paper so that the paper hangs off the roll on both ends enough to tie ends with chenille wires.
4. Have them give packages to someone to surprise them. Then you surprise your students with one for them that you made the night before.

